

S.E.N.

Sandburg **E**ducational
Network
Informational Workshop

If We Can Do It...Anyone Can

Prior History...

- **Each have taught over 15 years**
- **We each come from different divisions**
- **We never taught online prior to 1999**
- **We all love to use PowerPoint along with our lectures**
- **Most instructors had limited computer skills**
- **We have taught Distant Learning since 1995**

What else do we have in common?

- **A learning desire to teach with technology**
- **Traveled to other colleges**
- **Collaborated together**
- **Attended & presented workshops**
- **Shared ideas with others**

Self Taught Computer Skills

- **Fell in love with the possibilities of computer technology as an educational tool**



Uses of technology

- **Course web links**
- **Class activities**
- **Lecture notes**
- **Assignments**
- **Quizzes**
- **Real life applications**
- **Feature class/individual projects**

Collaborative Vision....

- Business

- NetObjects

- Team Fusion

- WebCT




Carl Sandburg
College

C.U.S.D.'s within
C.C. District 518

Power of Team Fusion

- **HTML Editor**
- **Consistency and uniformity**
- **Administrative control**
- **Team work**
- **Backup capabilities**



Team Fusion showcase



- [CSC Home Page](#)
- [Team Fusion](#)
- [Course Information Online](#)
- [Teacher's web pages](#)

WebCT Features

- Works on both Windows and MAC platforms
- Supplement existing courses
- Collaborative learning communities
- Course Demo

CSC's role



- **Provide the software**
 - Team Fusion
 - WebCT
- **Train the trainers**
- **Teacher workshops**
 - Opportunities for professional development

Possible Site map....

District Site

C.U.S.D.
Your School District

Elementary Schools
Activities
Calendar
Teacher Home Pages


Middle Schools
Activities
Calendar
Teacher Home Pages

High School
Activities
Calendar
Teacher Home Pages

Central Office
Job Postings
Applications
Announcements

Other benefits....

- **Expands educational opportunities**
 - Students
 - Teachers
 - Parents
 - Community




Strengths of web learning

- Anywhere
- Anytime, any place
- Synergy
- High quality dialog
- Student centered
- Level playing field
- Access to resources
- Creative Teaching

Weaknesses of web learning


- The technology
 - Equity and Accessibility to technology
 - Computer literacy
 - Limitations of technology
- The students

Various Attitudes of Faculty



I can't wait to try new things!

Various Attitudes of Faculty




Please don't ask me to learn something new!

We found that...

- **Training classes are helpful**
- **Help Desk support is helpful**
- **Written instructions are helpful**


Your Vision...







Is Your Students Dreams...



What is your cost.....?

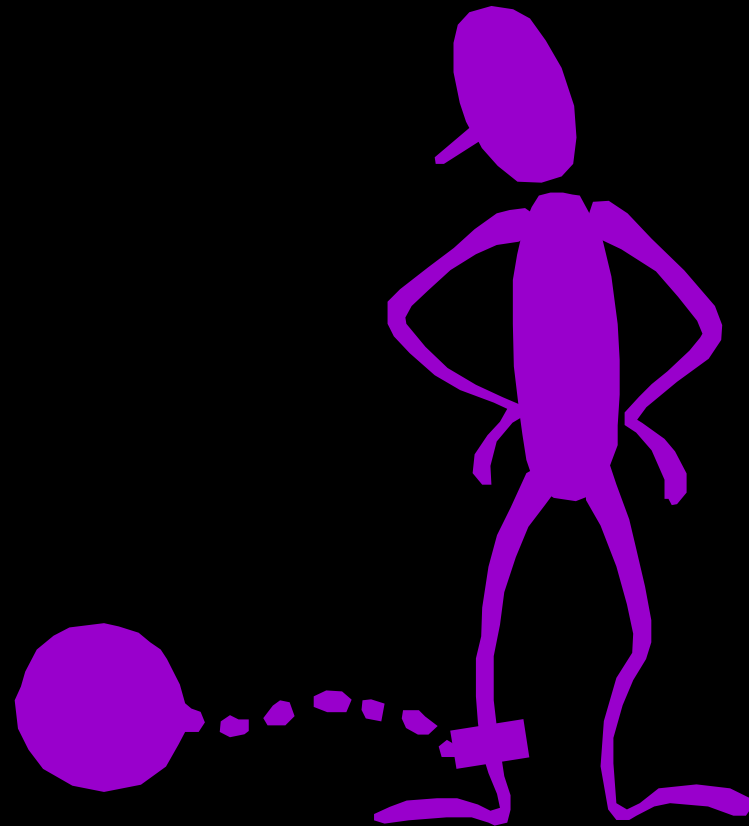


It Is
FREE !



Feedback.....

- **Your concerns**
- **What are some of your obstacles**



End of Presentation

Thank You For Being Here 😊

Dear Cathy,

I love KidPix by Broderbund software for the little ones. The program has lots of bright colors and sounds. The letters in the alphabet even say their names when you click on them. In addition, you can switch languages to Spanish. My 3rd graders used KidPix to create multimedia presentations. Let me know if you want any teaching ideas to go with this program.

I put assignments and schedules online for students and parents using eBoard.com. It is really really easy and free (2 good points there!). The parents really like it because they can keep tabs on what is going on in class. The students like it because now we are Online. Check it out www.eboard.com.

I have created a web site that I have been using with my 8th grade U.S. History classes. Here's the address: <http://www.jpstone.com>. I have found it to be a great way to supplement my classroom teaching. Let me know what you think.